



**Accounts Payable**

**Treasurer's Instruction 11 Reporting**

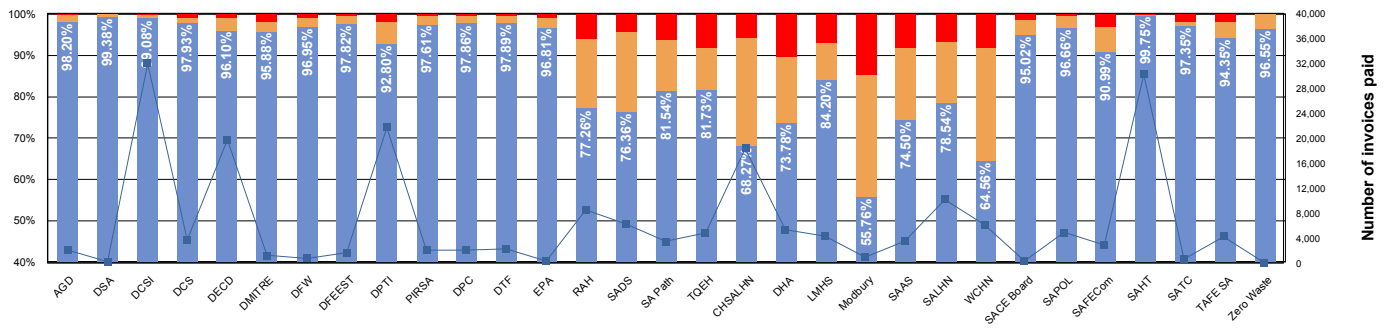
Invoice Payment Time by:

April 2013

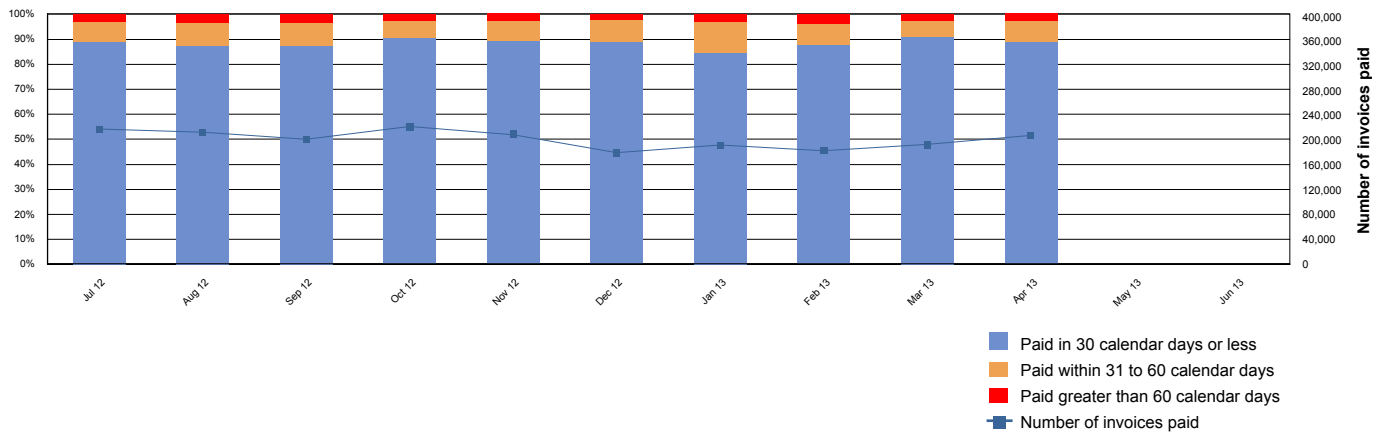
**Volume**

	SA Health		Agencies using Basware		Total	
	Invoices	Percentage	Invoices	Percentage	Invoices	Percentage
Invoices paid within 30 calendar days or less	53,363	74.23%	131,919	97.13%	185,282	89.20%
Invoices paid within 31 to 60 calendar days	13,687	19.04%	3,069	2.26%	16,756	8.07%
Invoices paid greater than 60 calendar days	4,840	6.73%	831	0.61%	5,671	2.73%
<b>Total number of invoices paid</b>	<b>71,890</b>		<b>135,819</b>		<b>207,709</b>	

**Total volume by Agency**



**Total volume by month**



**Volume - 2012/13 Year-to-date**

	SA Health		Agencies using Basware		Total	
	Invoices	Percentage	Invoices	Percentage	Invoices	Percentage
<span style="color: blue;">■</span>	549,442	75.83%	1,238,446	95.60%	1,787,888	88.51%
<span style="color: orange;">■</span>	129,238	17.84%	44,174	3.41%	173,412	8.58%
<span style="color: red;">■</span>	45,932	6.34%	12,774	0.99%	58,706	2.91%
<b>Total</b>	<b>724,612</b>		<b>1,295,394</b>		<b>2,020,006</b>	



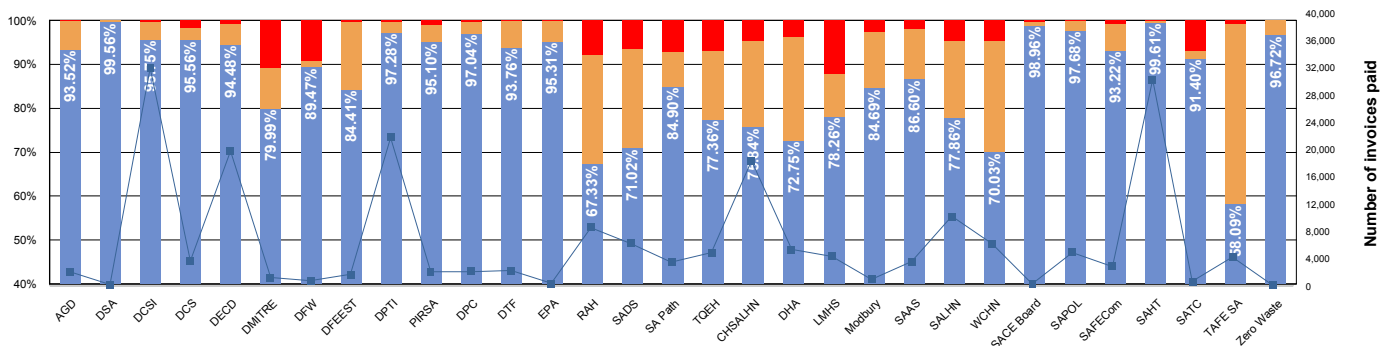
Accounts Payable

Treasurer's Instruction 11 Reporting

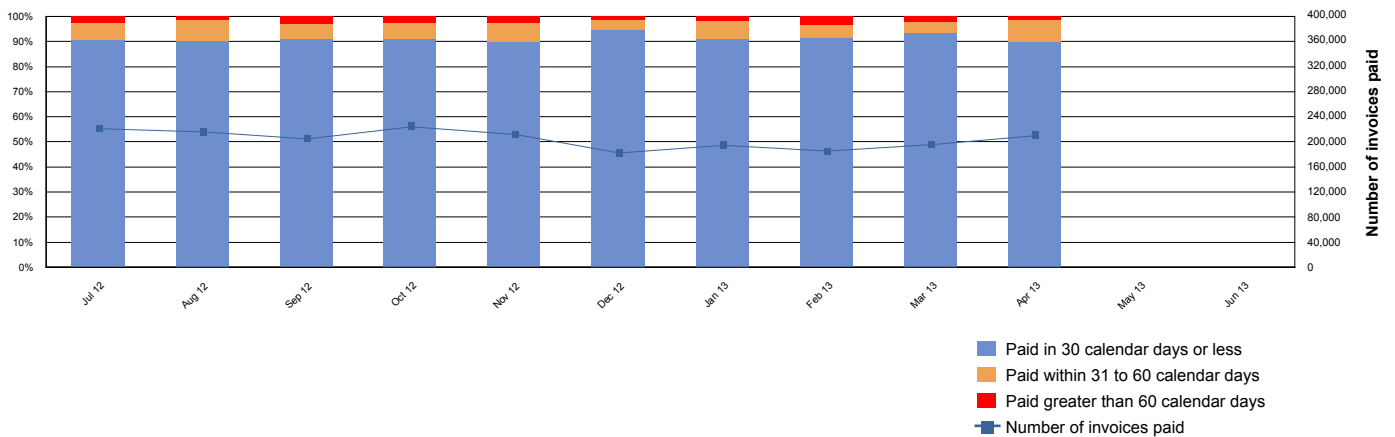
Invoice Payment Time by:

Value	April 2013					
	SA Health		Agencies using Basware		Total	
Invoices paid within 30 calendar days or less	\$ 142,279,112.61	74.43%	\$ 576,664,692.79	94.70%	\$ 718,943,805.40	89.86%
Invoices paid within 31 to 60 calendar days	\$ 39,336,536.56	20.58%	\$ 28,786,320.53	4.73%	\$ 68,122,857.09	8.51%
Invoices paid greater than 60 calendar days	\$ 9,551,432.16	5.00%	\$ 3,465,246.04	0.57%	\$ 13,016,678.20	1.63%
<b>Total number of invoices paid</b>	\$ 191,167,081.33		\$ 608,916,259.36		\$ 800,083,340.69	

Total Value by Agency



Total Value by month



- Paid in 30 calendar days or less
- Paid within 31 to 60 calendar days
- Paid greater than 60 calendar days
- Number of invoices paid

Value - 2012/13 Year-to-date						
	SA Health		Agencies using Basware		Total	
<span style="color: blue;">■</span>	\$ 1,440,857,506.91	72.12%	\$ 7,849,758,510.85	96.06%	\$ 9,290,616,017.76	91.36%
<span style="color: orange;">■</span>	\$ 384,382,622.38	19.24%	\$ 254,719,362.10	3.12%	\$ 639,101,984.48	6.28%
<span style="color: red;">■</span>	\$ 172,541,892.68	8.64%	\$ 68,480,838.90	0.84%	\$ 241,022,731.58	2.37%
<b>Total</b>	\$ 1,997,782,021.97		\$ 8,171,930,926.02		\$ 10,169,712,947.99	