



Accounts Payable

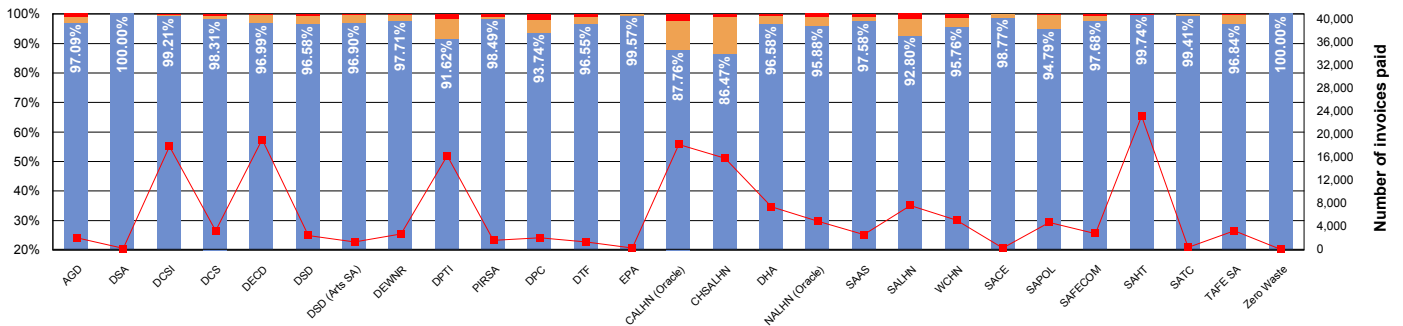
Treasurer's Instruction 11 Reporting

Invoice Payment Time by:


Volume

	August 2015					
	SA Health		Agencies (excluding SA Health)		Total	
Invoices paid within 30 calendar days or less	56,009	90.82%	101,710	97.09%	157,719	94.77%
Invoices paid within 31 to 60 calendar days	4,838	7.85%	2,555	2.44%	7,393	4.44%
Invoices paid greater than 60 calendar days	822	1.33%	496	0.47%	1,318	0.79%
Total number of invoices paid	61,669		104,761		166,430	

Total Volume by Agency



Total Volume by Month



	SA Health		Agencies (excluding SA Health)		Total	
■	120,932	90.95%	223,274	97.30%	344,206	94.97%
■	9,704	7.30%	5,209	2.27%	14,913	4.11%
■	2,326	1.75%	995	0.43%	3,321	0.92%
Total	132,962		229,478		362,440	

Please note: The Invoice Payment Performance for August 2015 has been retrospectively adjusted following authorised corrections. The revised performance is reflected in the year-to-date data provided in this report.



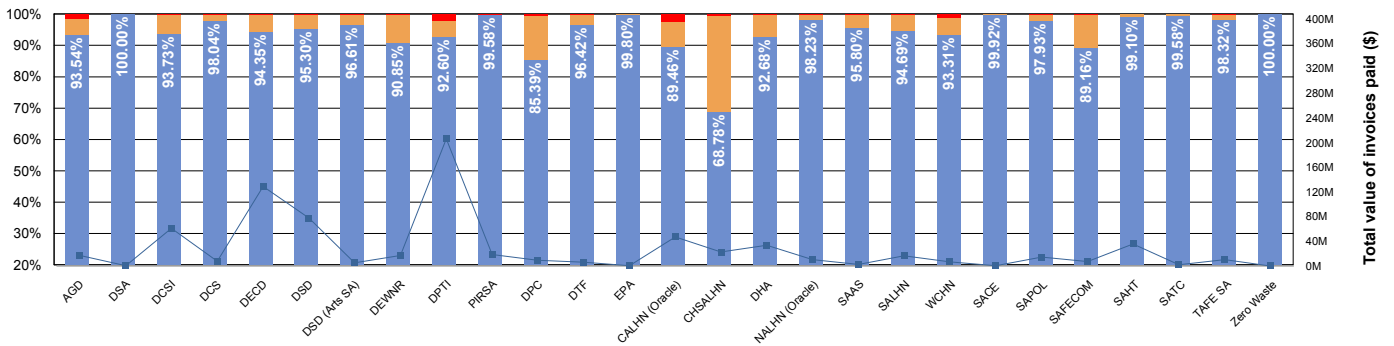
Accounts Payable

Treasurer's Instruction 11 Reporting

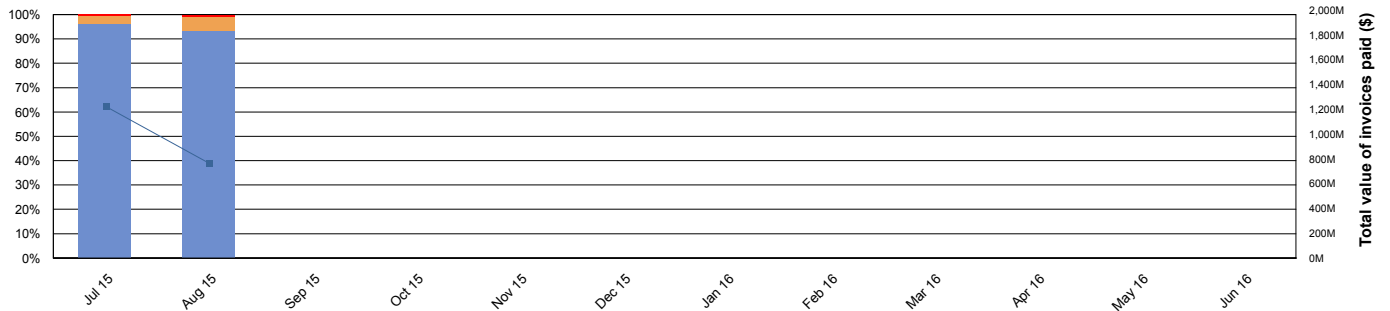
Invoice Payment Time by:

Value	August 2015					
	SA Health		Agencies (excluding SA Health)		Total	
Invoices paid within 30 calendar days or less	\$ 123,126,298.10	88.44%	\$ 589,400,928.23	94.21%	\$ 712,527,226.33	93.16%
Invoices paid within 31 to 60 calendar days	\$ 14,655,473.76	10.53%	\$ 31,109,883.50	4.97%	\$ 45,765,357.26	5.98%
Invoices paid greater than 60 calendar days	\$ 1,435,912.36	1.03%	\$ 5,084,349.06	0.81%	\$ 6,520,261.42	0.85%
Total value of invoices paid	\$ 139,217,684.22		\$ 625,595,160.79		\$ 764,812,845.01	

Total Value by Agency



Total Value by Month



- Paid in 30 calendar days or less
- Paid within 31 to 60 calendar days
- Paid greater than 60 calendar days
- Total value of invoices paid

Value - 2015/16 Year-to-date						
	SA Health		Agencies (excluding SA Health)		Total	
■	\$314,352,329.52	89.92%	\$ 1,578,178,040.32	96.29%	\$ 1,892,530,369.84	95.17%
■	\$30,683,507.82	8.78%	\$ 52,197,718.19	3.18%	\$ 82,881,226.01	4.17%
■	\$4,541,632.42	1.30%	\$ 8,684,492.26	0.53%	\$ 13,226,124.68	0.67%
Total	\$349,577,469.76		\$ 1,639,060,250.77		\$ 1,988,637,720.53	