



**Accounts Payable**

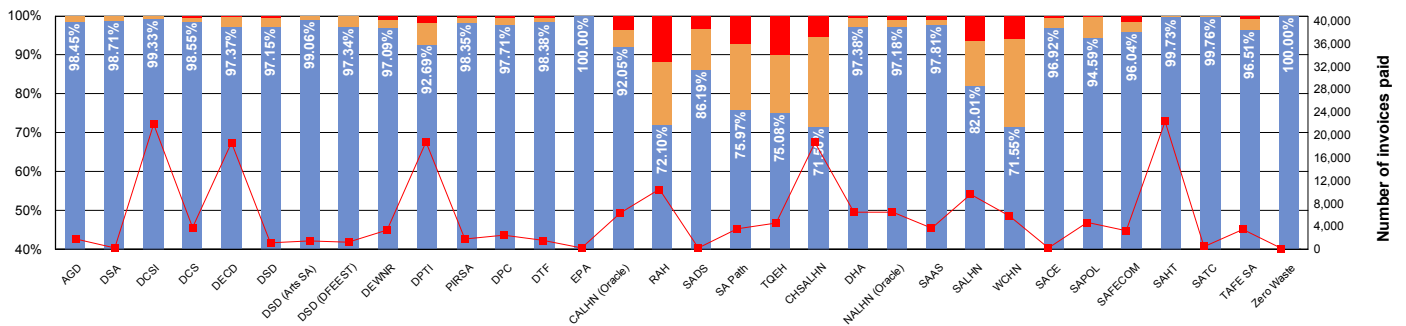
**Treasurer's Instruction 11 Reporting**

Invoice Payment Time by:

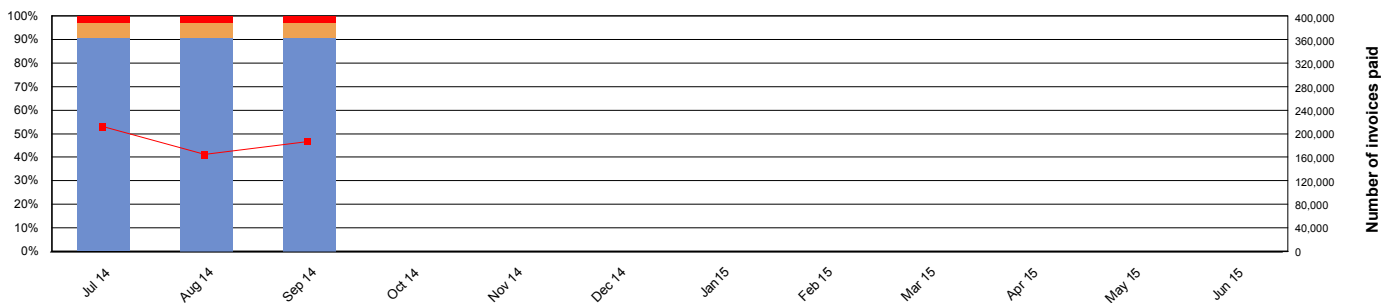
**Volume**

	September 2014					
	SA Health		Agencies (excluding SA Health)		Total	
Invoices paid within 30 calendar days or less	61,341	80.80%	109,242	97.38%	170,583	90.69%
Invoices paid within 31 to 60 calendar days	10,335	13.61%	2,369	2.11%	12,704	6.75%
Invoices paid greater than 60 calendar days	4,239	5.58%	568	0.51%	4,807	2.56%
<b>Total number of invoices paid</b>	<b>75,915</b>		<b>112,179</b>		<b>188,094</b>	

**Total Volume by Agency**



**Total Volume by Month**



- Paid in 30 calendar days or less
- Paid within 31 to 60 calendar days
- Paid greater than 60 calendar days
- Number of invoices paid

**Volume - 2014/15 Year-to-date**

	SA Health		Agencies (excluding SA Health)		Total	
<span style="color: blue;">■</span>	171,938	79.04%	347,429	97.74%	519,367	90.64%
<span style="color: orange;">■</span>	32,286	14.84%	6,223	1.75%	38,509	6.72%
<span style="color: red;">■</span>	13,309	6.12%	1,812	0.51%	15,121	2.64%
<b>Total</b>	<b>217,533</b>		<b>355,464</b>		<b>572,997</b>	



Accounts Payable

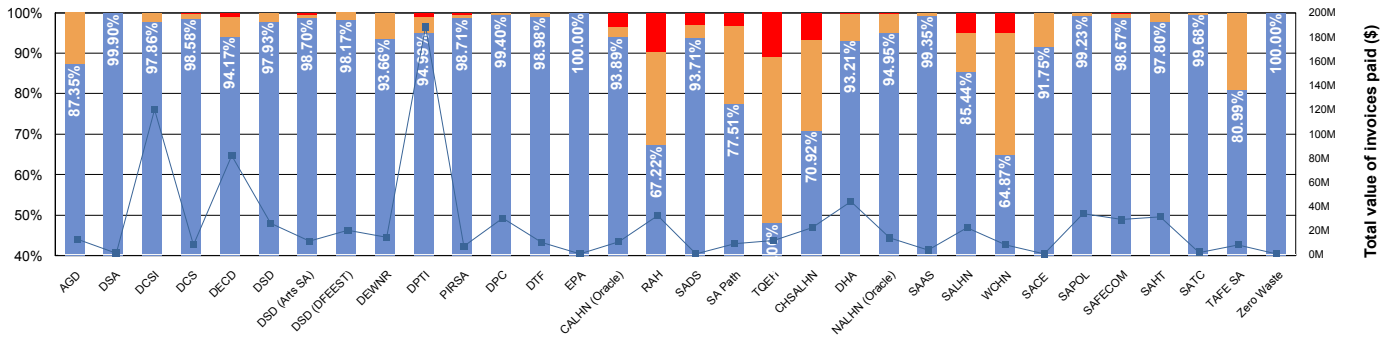
Treasurer's Instruction 11 Reporting

Invoice Payment Time by:

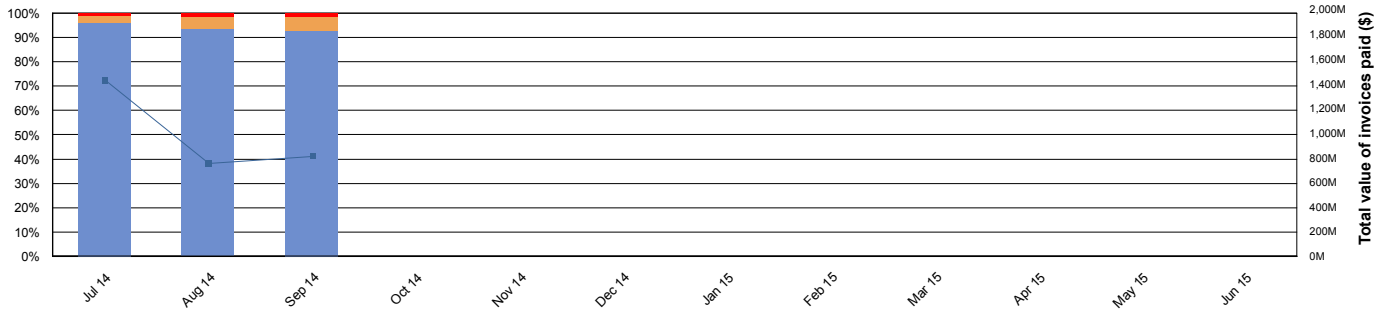
Value

	September 2014					
	SA Health		Agencies (excluding SA Health)		Total	
Invoices paid within 30 calendar days or less	\$ 140,633,383.51	80.00%	\$ 608,746,312.06	96.26%	\$ 749,379,695.57	92.73%
Invoices paid within 31 to 60 calendar days	\$ 27,121,372.20	15.43%	\$ 20,439,303.59	3.23%	\$ 47,560,675.79	5.88%
Invoices paid greater than 60 calendar days	\$ 8,027,176.52	4.57%	\$ 3,202,252.97	0.51%	\$ 11,229,429.49	1.39%
<b>Total value of invoices paid</b>	<b>\$ 175,781,932.23</b>		<b>\$ 632,387,868.62</b>		<b>\$ 808,169,800.85</b>	

Total Value by Agency



Total Value by Month



- Paid in 30 calendar days or less
- Paid within 31 to 60 calendar days
- Paid greater than 60 calendar days
- Total value of invoices paid

Value - 2014/15 Year-to-date						
	SA Health		Agencies (excluding SA Health)		Total	
<span style="color: blue;">■</span>	\$445,380,619.39	81.14%	\$ 2,377,862,591.52	97.48%	\$ 2,823,243,210.91	94.48%
<span style="color: orange;">■</span>	\$77,712,226.64	14.16%	\$ 51,377,306.59	2.11%	\$ 129,089,533.23	4.32%
<span style="color: red;">■</span>	\$25,796,756.73	4.70%	\$ 10,082,112.93	0.41%	\$ 35,878,869.66	1.20%
<b>Total</b>	<b>\$548,889,602.76</b>		<b>\$ 2,439,322,011.04</b>		<b>\$ 2,988,211,613.80</b>	