



**Accounts Payable**

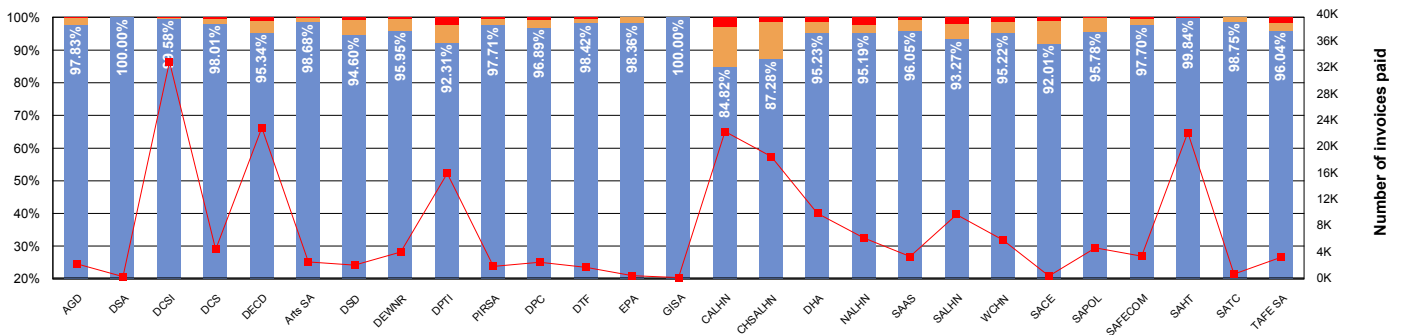
**Treasurer's Instruction 11 Reporting**

Invoice Payment Time by:

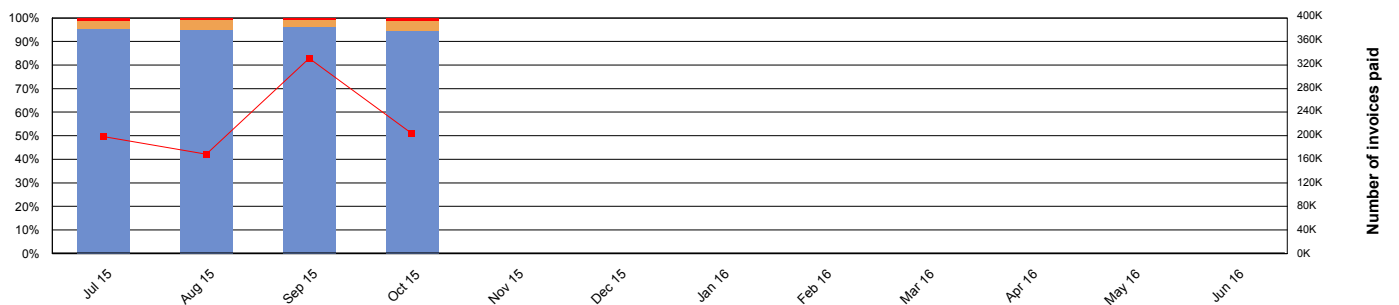
**Volume**

	October 2015					
	SA Health		Agencies (excluding SA Health)		Total	
Invoices paid within 30 calendar days or less	67,463	89.98%	122,650	97.25%	190,113	94.54%
Invoices paid within 31 to 60 calendar days	6,114	8.15%	2,684	2.13%	8,798	4.38%
Invoices paid greater than 60 calendar days	1,401	1.87%	781	0.62%	2,182	1.09%
<b>Total number of invoices paid</b>	<b>74,978</b>		<b>126,115</b>		<b>201,093</b>	

**Total Volume by Agency**



**Total Volume by Month**



- Paid in 30 calendar days or less
- Paid within 31 to 60 calendar days
- Paid greater than 60 calendar days
- Number of invoices paid

Volume - 2015/16 Year-to-date						
	SA Health		Agencies (excluding SA Health)		Total	
<span style="color: blue;">■</span>	254,360	89.92%	595,484	97.89%	849,844	95.36%
<span style="color: orange;">■</span>	23,205	8.20%	10,232	1.68%	33,437	3.75%
<span style="color: red;">■</span>	5,321	1.88%	2,593	0.43%	7,914	0.89%
<b>Total</b>	<b>282,886</b>		<b>608,309</b>		<b>891,195</b>	

Please note: The Invoice Payment Performance for October 2015 has been retrospectively adjusted following authorised corrections. The revised performance is reflected in the year-to-date data provided in this report.



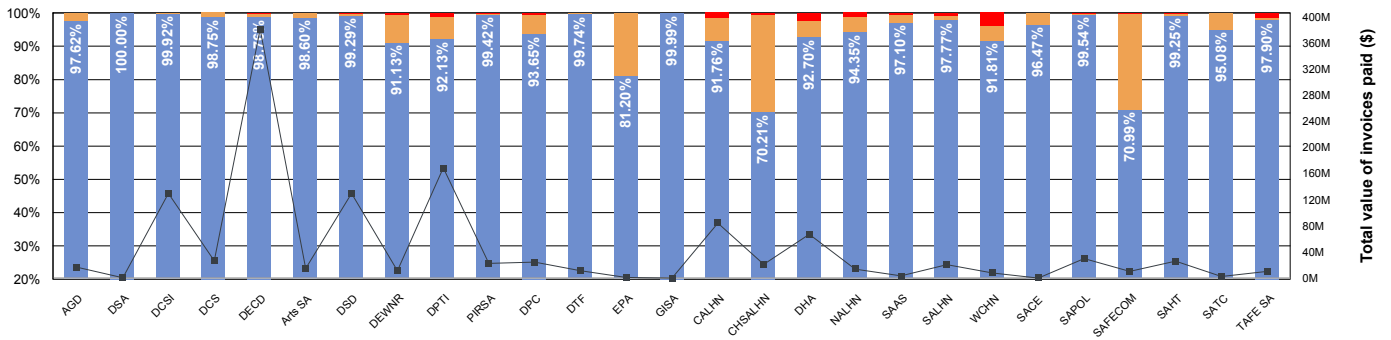
Accounts Payable

Treasurer's Instruction 11 Reporting

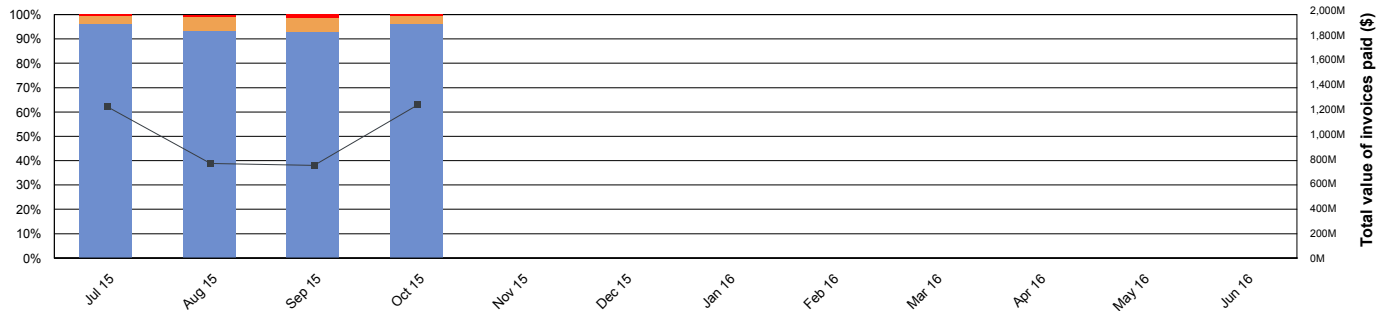
Invoice Payment Time by:

Value	October 2015					
	SA Health		Agencies (excluding SA Health)		Total	
Invoices paid within 30 calendar days or less	\$ 198,631,039.06	90.79%	\$ 993,669,330.00	97.39%	\$ 1,192,300,369.06	96.22%
Invoices paid within 31 to 60 calendar days	\$ 16,631,753.95	7.60%	\$ 23,808,210.23	2.33%	\$ 40,439,964.18	3.26%
Invoices paid greater than 60 calendar days	\$ 3,523,252.87	1.61%	\$ 2,826,510.15	0.28%	\$ 6,349,763.02	0.51%
<b>Total value of invoices paid</b>	<b>\$ 218,786,045.88</b>		<b>\$ 1,020,304,050.38</b>		<b>\$ 1,239,090,096.26</b>	

Total Value by Agency



Total Value by Month



- Paid in 30 calendar days or less
- Paid within 31 to 60 calendar days
- Paid greater than 60 calendar days
- Total value of invoices paid

Value - 2015/16 Year-to-date						
	SA Health		Agencies (excluding SA Health)		Total	
<span style="color: blue;">■</span>	\$666,622,081.10	88.53%	\$ 3,116,143,758.54	96.68%	\$ 3,782,765,839.64	95.13%
<span style="color: orange;">■</span>	\$71,859,036.51	9.54%	\$ 91,433,270.78	2.84%	\$ 163,292,307.29	4.11%
<span style="color: red;">■</span>	\$14,521,463.94	1.93%	\$ 15,735,025.54	0.49%	\$ 30,256,489.48	0.76%
<b>Total</b>	<b>\$753,002,581.55</b>		<b>\$ 3,223,312,054.86</b>		<b>\$ 3,976,314,636.41</b>	