



Accounts Payable

Treasurer's Instruction 11 Reporting

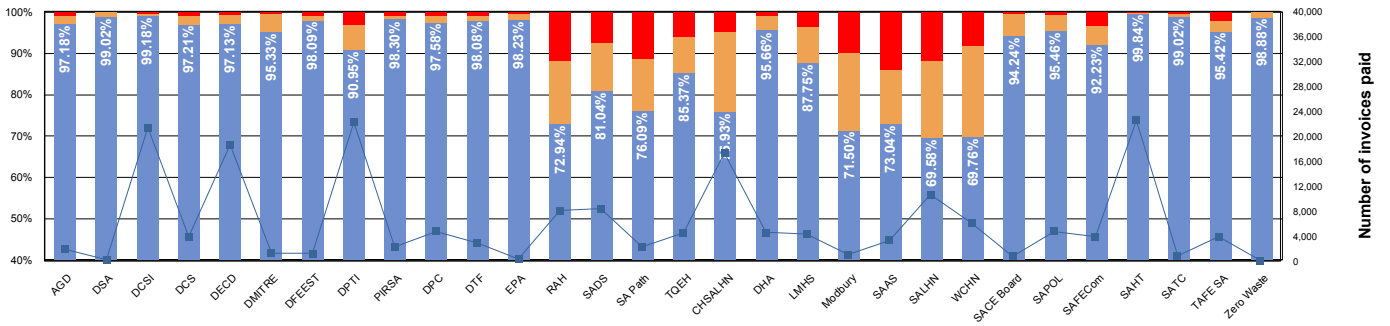
Invoice Payment Time by:

November 2013

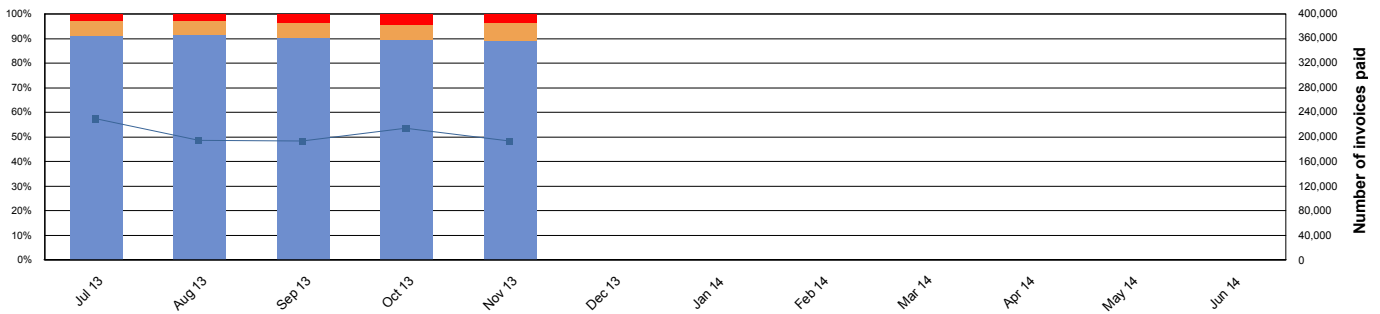
Volume

	SA Health		Agencies using Basware		Total	
	Invoices	%	Invoices	%	Invoices	%
Invoices paid within 30 calendar days or less	54,266	77.12%	117,814	96.59%	172,080	89.47%
Invoices paid within 31 to 60 calendar days	10,763	15.30%	2,910	2.39%	13,673	7.11%
Invoices paid greater than 60 calendar days	5,337	7.58%	1,247	1.02%	6,584	3.42%
Total number of invoices paid	70,366		121,971		192,337	

Total volume by Agency



Total Volume by Month



- Paid in 30 calendar days or less
- Paid within 31 to 60 calendar days
- Paid greater than 60 calendar days
- Number of invoices paid

Volume - 2013/14 Year-to-date

	SA Health		Agencies using Basware		Total	
	Invoices	%	Invoices	%	Invoices	%
■	287,176	78.50%	634,870	97.26%	922,046	90.52%
■	51,740	14.14%	12,575	1.93%	64,315	6.31%
■	26,901	7.35%	5,337	0.82%	32,238	3.16%
Total	365,817		652,782		1,018,599	



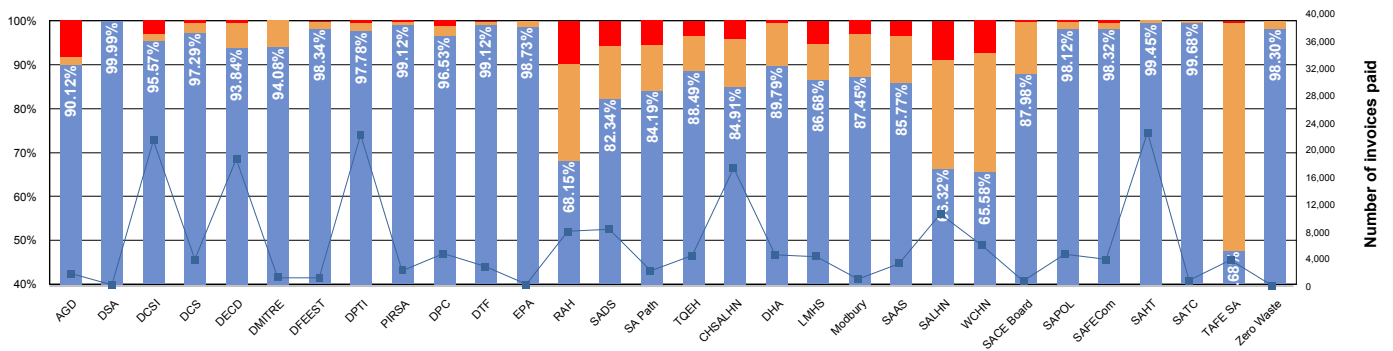
Accounts Payable

Treasurer's Instruction 11 Reporting

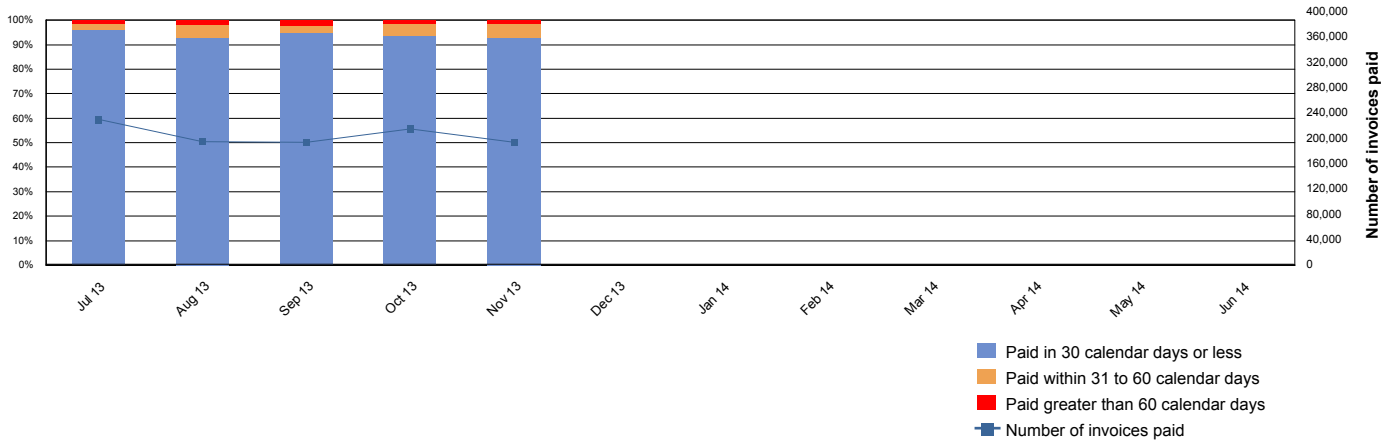
Invoice Payment Time by:

Value	November 2013					
	SA Health		Agencies using Basware		Total	
Invoices paid within 30 calendar days or less	\$ 118,698,826.67	80.76%	\$ 676,869,538.85	95.38%	\$ 795,568,365.52	92.87%
Invoices paid within 31 to 60 calendar days	\$ 21,308,564.91	14.50%	\$ 27,472,376.11	3.87%	\$ 48,780,941.02	5.69%
Invoices paid greater than 60 calendar days	\$ 6,977,038.64	4.75%	\$ 5,308,261.18	0.75%	\$ 12,285,299.82	1.43%
Total value of invoices paid	\$ 146,984,430.22		\$ 709,650,176.14		\$ 856,634,606.36	

Total Value by Agency



Total Value by Month



- Paid in 30 calendar days or less
- Paid within 31 to 60 calendar days
- Paid greater than 60 calendar days
- Number of invoices paid

Value - 2013/14 Year-to-date						
	SA Health		Agencies using Basware		Total	
■	\$ 831,407,333.20	85.46%	\$ 4,112,985,370.61	96.37%	\$ 4,944,392,703.81	94.34%
■	\$ 101,351,127.84	10.42%	\$ 117,255,090.75	2.75%	\$ 218,606,218.59	4.17%
■	\$ 40,111,362.74	4.12%	\$ 37,757,201.48	0.88%	\$ 77,868,564.22	1.49%
Total	\$ 972,869,823.78		\$ 4,267,997,662.84		\$ 5,240,867,486.62	