



Accounts Payable

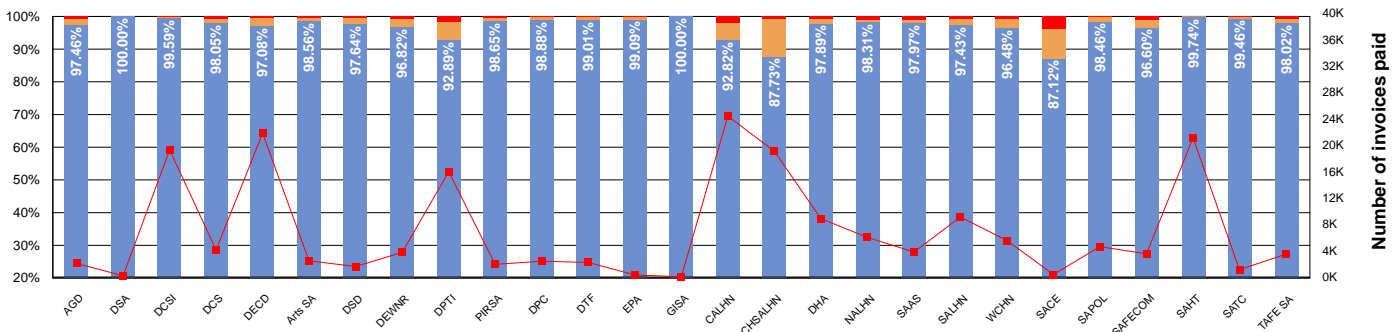
Treasurer's Instruction 11 Reporting

Invoice Payment Time by:

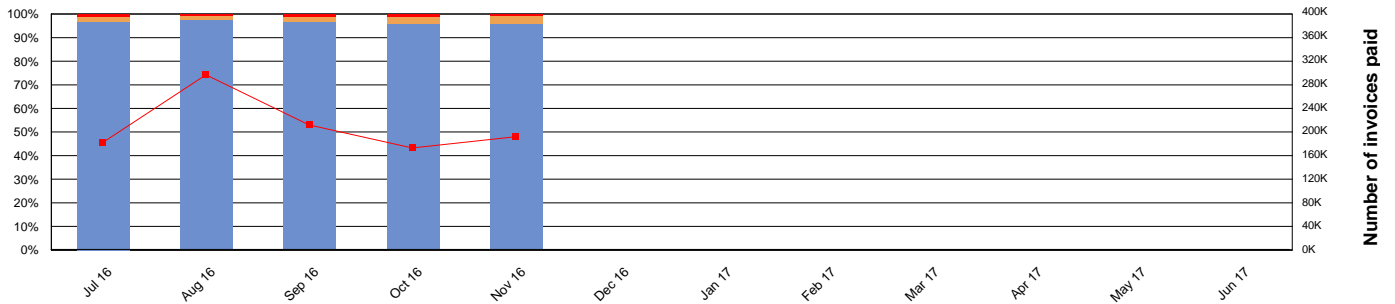
Volume

	November 2016					
	SA Health		Agencies (excluding SA Health)		Total	
Invoices paid within 30 calendar days or less	71,927	93.64%	109,892	97.66%	181,819	96.03%
Invoices paid within 31 to 60 calendar days	3,926	5.11%	2,054	1.83%	5,980	3.16%
Invoices paid greater than 60 calendar days	962	1.25%	579	0.51%	1,541	0.81%
<b>Total number of invoices paid</b>	<b>76,815</b>		<b>112,525</b>		<b>189,340</b>	

Total Volume by Agency



Total Volume by Month



- Paid in 30 calendar days or less
- Paid within 31 to 60 calendar days
- Paid greater than 60 calendar days
- Number of invoices paid

Volume - 2016/17 Year-to-date						
	SA Health		Agencies (excluding SA Health)		Total	
■	318,794	93.66%	689,776	98.20%	1,008,570	96.72%
■	16,788	4.93%	9,368	1.33%	26,156	2.51%
■	4,778	1.40%	3,285	0.47%	8,063	0.77%
<b>Total</b>	<b>340,360</b>		<b>702,429</b>		<b>1,042,789</b>	

Please note: The Invoice Payment Performance for November 2016 has been retrospectively adjusted following authorised corrections. The revised performance is reflected in the year-to-date data provided in this report.



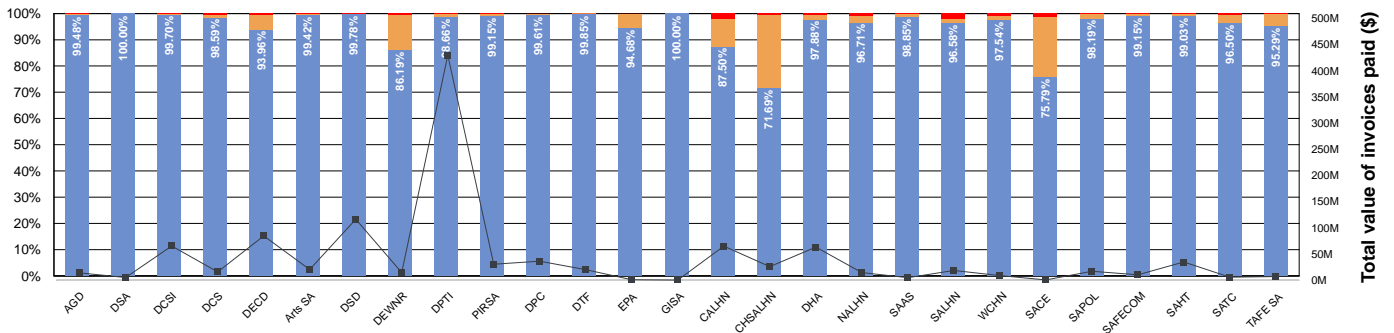
## Accounts Payable

### Treasurer's Instruction 11 Reporting

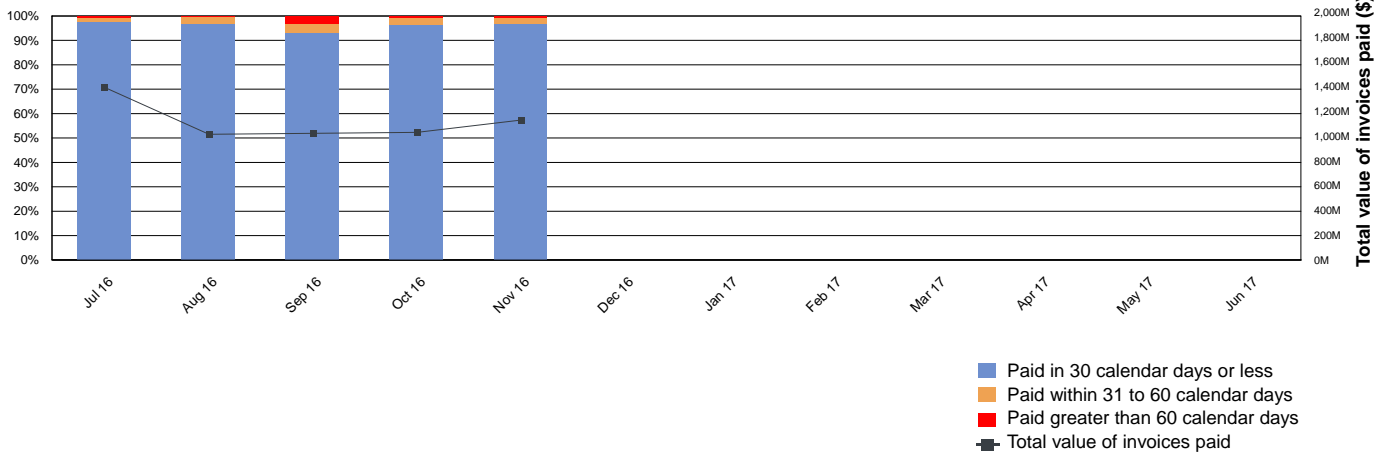
Invoice Payment Time by:

Value	November 2016					
	SA Health		Agencies (excluding SA Health)		Total	
Invoices paid within 30 calendar days or less	\$ 182,887,696.00	90.94%	\$ 912,723,623.56	98.32%	\$ 1,095,611,319.56	97.01%
Invoices paid within 31 to 60 calendar days	\$ 15,690,037.81	7.80%	\$ 13,225,311.75	1.42%	\$ 28,915,349.56	2.56%
Invoices paid greater than 60 calendar days	\$ 2,537,441.31	1.26%	\$ 2,361,576.81	0.25%	\$ 4,899,018.12	0.43%
<b>Total value of invoices paid</b>	<b>\$ 201,115,175.12</b>		<b>\$ 928,310,512.12</b>		<b>\$ 1,129,425,687.24</b>	

### Total Value by Agency



### Total Value by Month



Value - 2016/17 Year-to-date						
	SA Health		Agencies (excluding SA Health)		Total	
■	\$957,838,204.63	92.49%	\$ 4,429,547,316.72	97.29%	\$ 5,387,385,521.35	96.40%
■	\$66,778,276.82	6.45%	\$ 78,425,453.53	1.72%	\$ 145,203,730.35	2.60%
■	\$10,999,606.36	1.06%	\$ 45,080,546.20	0.99%	\$ 56,080,152.56	1.00%
<b>Total</b>	<b>\$1,035,616,087.81</b>		<b>\$ 4,553,053,316.45</b>		<b>\$ 5,588,669,404.26</b>	