



Accounts Payable

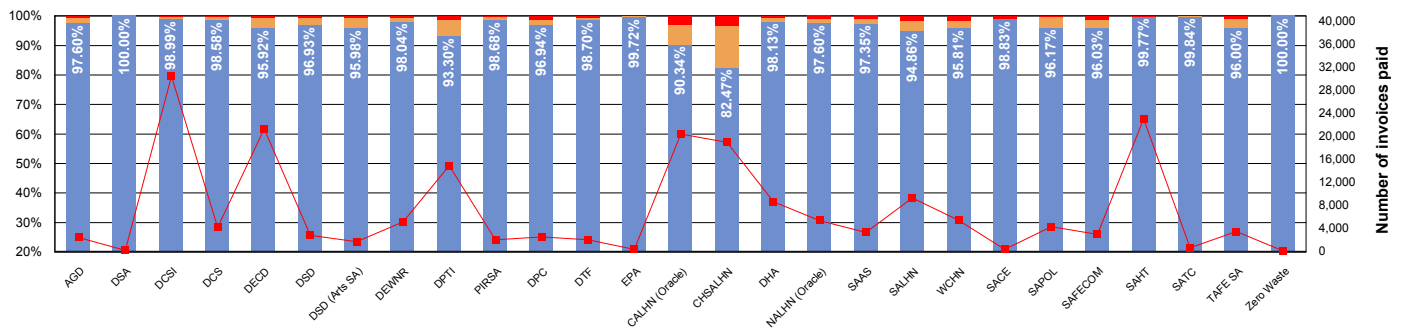
Treasurer's Instruction 11 Reporting

Invoice Payment Time by:


Volume

	July 2015					
	SA Health		Agencies (excluding SA Health)		Total	
Invoices paid within 30 calendar days or less	64,923	91.07%	121,564	97.47%	186,487	95.14%
Invoices paid within 31 to 60 calendar days	4,866	6.83%	2,654	2.13%	7,520	3.84%
Invoices paid greater than 60 calendar days	1,504	2.11%	499	0.40%	2,003	1.02%
Total number of invoices paid	71,293		124,717		196,010	

Total Volume by Agency



Total Volume by Month



Volume - 2015/16 Year-to-date						
	SA Health		Agencies (excluding SA Health)		Total	
■	64,923	91.07%	121,564	97.47%	186,487	95.14%
■	4,866	6.83%	2,654	2.13%	7,520	3.84%
■	1,504	2.11%	499	0.40%	2,003	1.02%
Total	71,293		124,717		196,010	

Please note: The Invoice Payment Performance for July 2015 has been retrospectively adjusted following authorised corrections. The revised performance is reflected in the year-to-date data provided in this report.

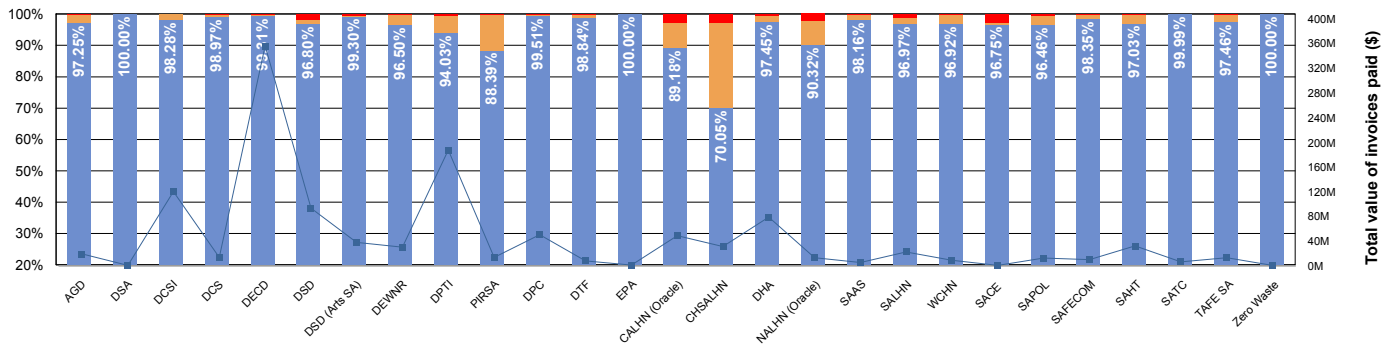


Accounts Payable

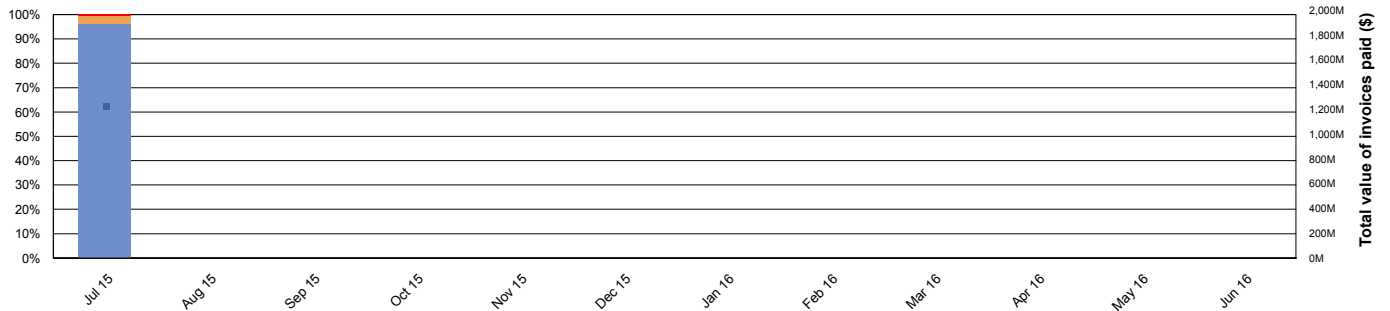
Treasurer's Instruction 11 Reporting

Invoice Payment Time by:	July 2015					
	SA Health		Agencies (excluding SA Health)		Total	
Invoices paid within 30 calendar days or less	\$ 191,226,031.42	90.90%	\$ 988,777,112.09	97.56%	\$ 1,180,003,143.51	96.42%
Invoices paid within 31 to 60 calendar days	\$ 16,028,034.06	7.62%	\$ 21,087,834.69	2.08%	\$ 37,115,868.75	3.03%
Invoices paid greater than 60 calendar days	\$ 3,105,720.06	1.48%	\$ 3,600,143.20	0.36%	\$ 6,705,863.26	0.55%
Total value of invoices paid	\$ 210,359,785.54		\$ 1,013,465,089.98		\$ 1,223,824,875.52	

Total Value by Agency



Total Value by Month



- Paid in 30 calendar days or less
- Paid within 31 to 60 calendar days
- Paid greater than 60 calendar days
- Total value of invoices paid

Value - 2015/16 Year-to-date						
	SA Health		Agencies (excluding SA Health)		Total	
■	\$191,226,031.42	90.90%	\$ 988,777,112.09	97.56%	\$ 1,180,003,143.51	96.42%
■	\$16,028,034.06	7.62%	\$ 21,087,834.69	2.08%	\$ 37,115,868.75	3.03%
■	\$3,105,720.06	1.48%	\$ 3,600,143.20	0.36%	\$ 6,705,863.26	0.55%
Total	\$210,359,785.54		\$ 1,013,465,089.98		\$ 1,223,824,875.52	