



Accounts Payable

Treasurer's Instruction 11 Reporting

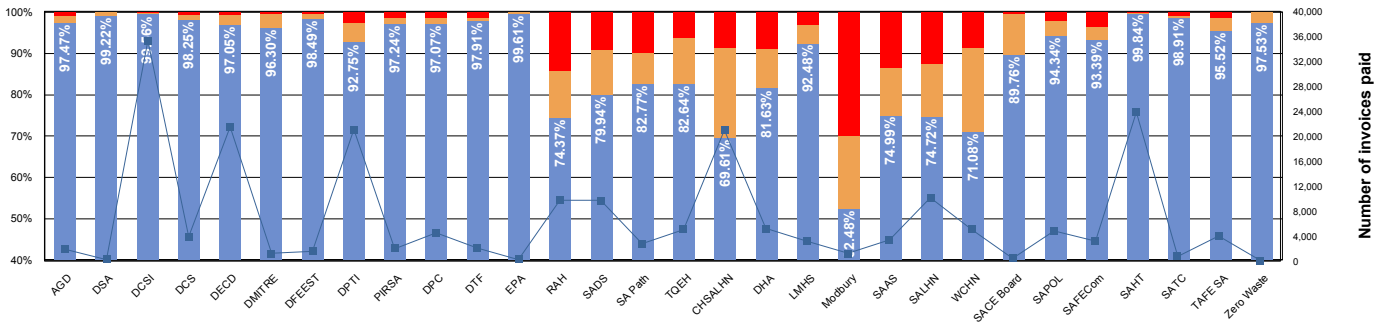
Invoice Payment Time by:

October 2013

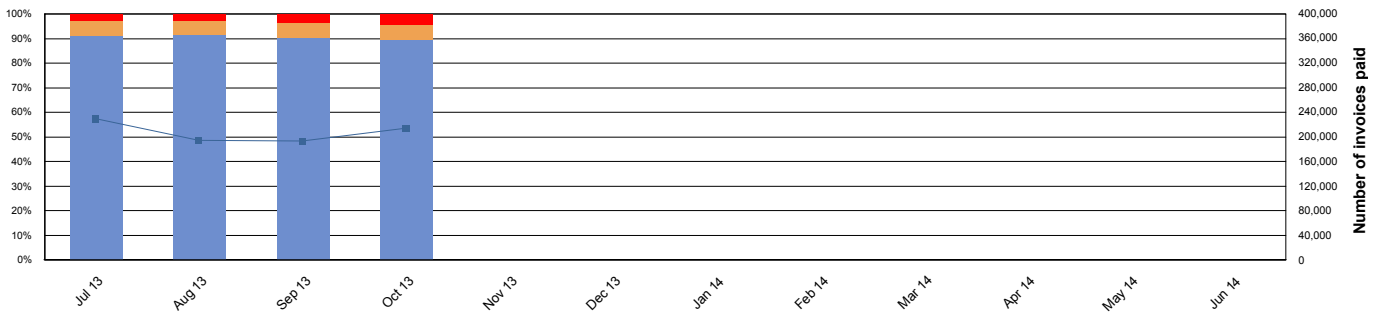
Volume

	SA Health		Agencies using Basware		Total	
	Invoices	%	Invoices	%	Invoices	%
Invoices paid within 30 calendar days or less	57,499	75.37%	132,958	97.33%	190,457	89.46%
Invoices paid within 31 to 60 calendar days	11,149	14.62%	2,538	1.86%	13,687	6.43%
Invoices paid greater than 60 calendar days	7,636	10.01%	1,106	0.81%	8,742	4.11%
<b>Total number of invoices paid</b>	<b>76,284</b>		<b>136,602</b>		<b>212,886</b>	

Total volume by Agency



Total Volume by Month



- Paid in 30 calendar days or less
- Paid within 31 to 60 calendar days
- Paid greater than 60 calendar days
- Number of invoices paid

Volume - 2013/14 Year-to-date

	SA Health		Agencies using Basware		Total	
	Invoices	%	Invoices	%	Invoices	%
<span style="color: blue;">■</span>	232,067	78.55%	517,052	97.41%	749,119	90.66%
<span style="color: orange;">■</span>	41,399	14.01%	9,665	1.82%	51,064	6.18%
<span style="color: red;">■</span>	21,985	7.44%	4,096	0.77%	26,081	3.16%
<b>Total</b>	<b>295,451</b>		<b>530,813</b>		<b>826,264</b>	



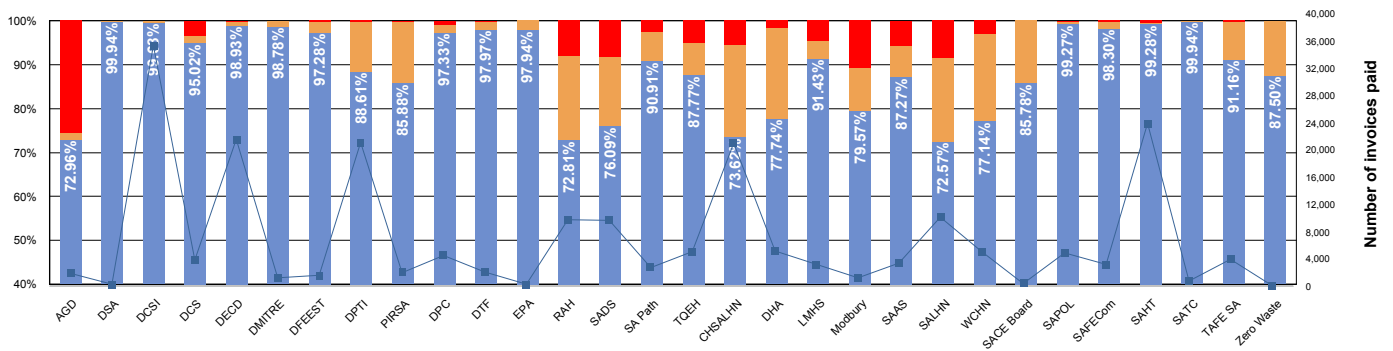
Accounts Payable

Treasurer's Instruction 11 Reporting


Invoice Payment Time by:

Value	October 2013					
	SA Health		Agencies using Basware		Total	
Invoices paid within 30 calendar days or less	\$ 167,840,797.88	77.67%	\$ 879,153,663.05	95.13%	\$ 1,046,994,460.93	91.82%
Invoices paid within 31 to 60 calendar days	\$ 39,354,490.94	18.21%	\$ 38,148,302.80	4.13%	\$ 77,502,793.74	6.80%
Invoices paid greater than 60 calendar days	\$ 8,903,684.40	4.12%	\$ 6,882,676.17	0.74%	\$ 15,786,360.57	1.38%
<b>Total value of invoices paid</b>	<b>\$ 216,098,973.22</b>		<b>\$ 924,184,642.02</b>		<b>\$ 1,140,283,615.24</b>	

Total Value by Agency



Total Value by Month



Value - 2013/14 Year-to-date						
	SA Health		Agencies using Basware		Total	
■	\$ 691,156,596.79	83.69%	\$ 3,436,110,298.73	96.57%	\$ 4,127,266,895.52	94.14%
■	\$ 99,959,523.79	12.10%	\$ 89,782,714.64	2.52%	\$ 189,742,238.43	4.33%
■	\$ 34,769,272.98	4.21%	\$ 32,445,886.68	0.91%	\$ 67,215,159.66	1.53%
<b>Total</b>	<b>\$ 825,885,393.56</b>		<b>\$ 3,558,338,900.05</b>		<b>\$ 4,384,224,293.61</b>	