



**Accounts Payable**

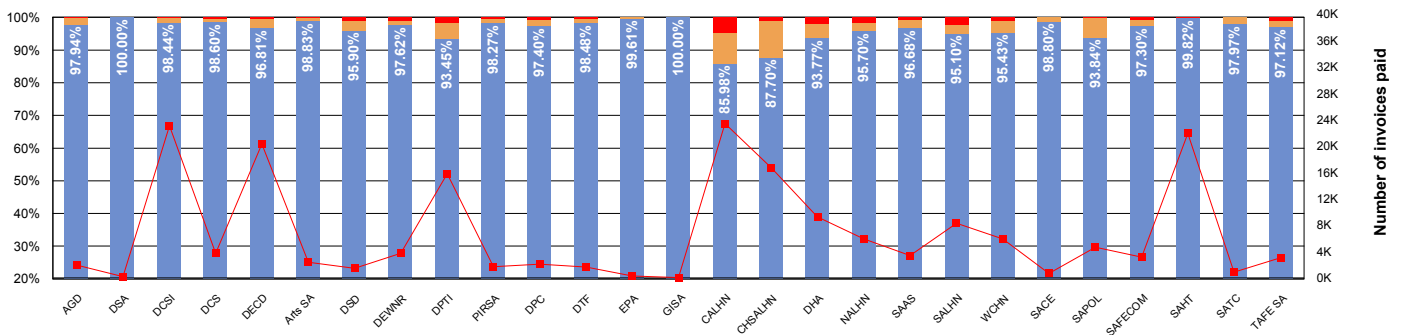
**Treasurer's Instruction 11 Reporting**

Invoice Payment Time by:

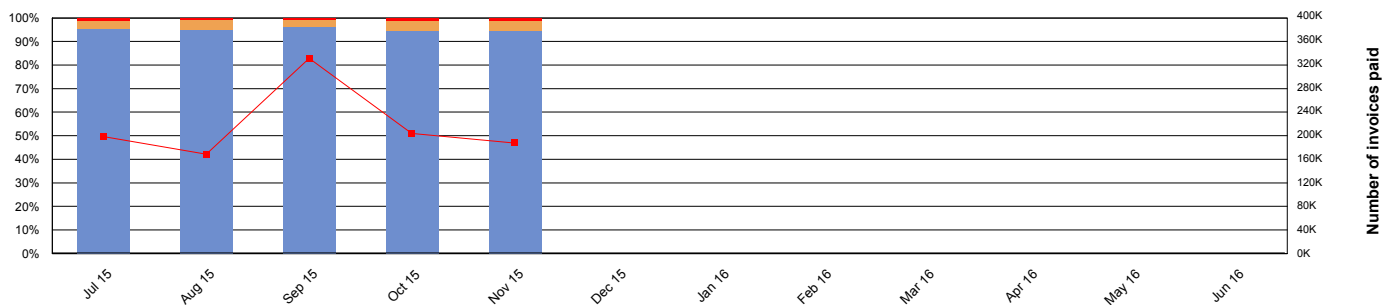
**Volume**

	November 2015					
	SA Health		Agencies (excluding SA Health)		Total	
Invoices paid within 30 calendar days or less	65,887	90.45%	109,483	97.36%	175,370	94.64%
Invoices paid within 31 to 60 calendar days	5,109	7.01%	2,409	2.14%	7,518	4.06%
Invoices paid greater than 60 calendar days	1,848	2.54%	558	0.50%	2,406	1.30%
<b>Total number of invoices paid</b>	<b>72,844</b>		<b>112,450</b>		<b>185,294</b>	

**Total Volume by Agency**



**Total Volume by Month**



- Paid in 30 calendar days or less
- Paid within 31 to 60 calendar days
- Paid greater than 60 calendar days
- Number of invoices paid

Volume - 2015/16 Year-to-date							
	SA Health		Agencies (excluding SA Health)		Total		
<span style="color: blue;">■</span>	320,247	90.03%	704,967	97.81%	1,025,214	95.24%	
<span style="color: orange;">■</span>	28,314	7.96%	12,641	1.75%	40,955	3.80%	
<span style="color: red;">■</span>	7,169	2.02%	3,151	0.44%	10,320	0.96%	
<b>Total</b>	<b>355,730</b>		<b>720,759</b>		<b>1,076,489</b>		



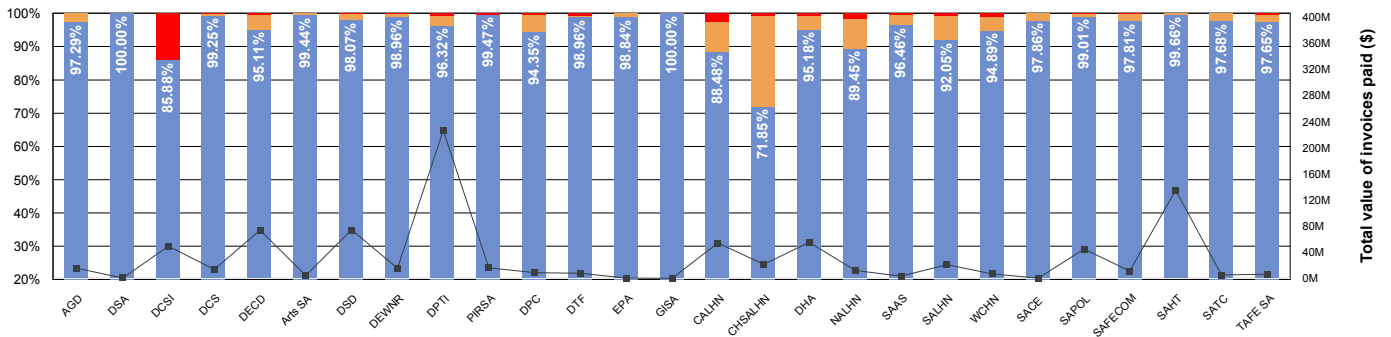
Accounts Payable

Treasurer's Instruction 11 Reporting

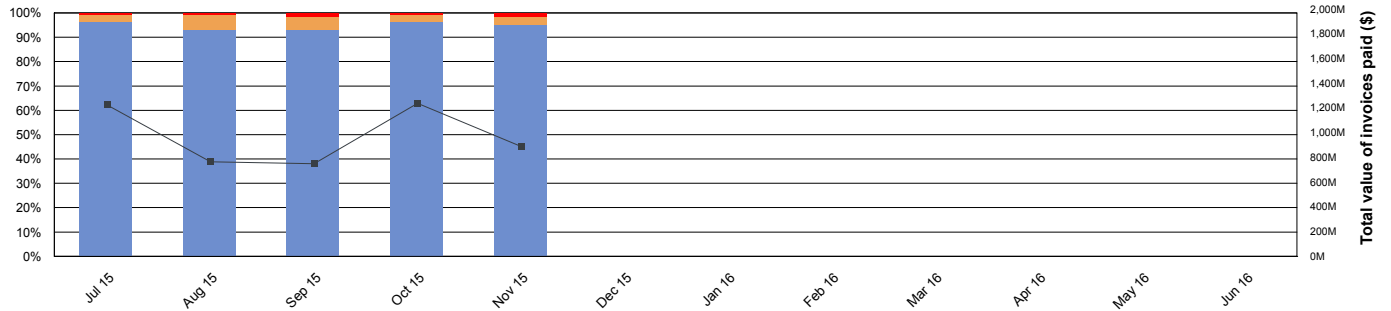
Invoice Payment Time by:

Value	November 2015					
	SA Health		Agencies (excluding SA Health)		Total	
Invoices paid within 30 calendar days or less	\$ 157,247,002.63	89.45%	\$ 689,568,542.41	96.74%	\$ 846,815,545.04	95.30%
Invoices paid within 31 to 60 calendar days	\$ 16,030,251.97	9.12%	\$ 13,846,018.05	1.94%	\$ 29,876,270.02	3.36%
Invoices paid greater than 60 calendar days	\$ 2,509,295.33	1.43%	\$ 9,365,824.35	1.31%	\$ 11,875,119.68	1.34%
<b>Total value of invoices paid</b>	<b>\$ 175,786,549.93</b>		<b>\$ 712,780,384.81</b>		<b>\$ 888,566,934.74</b>	

Total Value by Agency



Total Value by Month



- Paid in 30 calendar days or less
- Paid within 31 to 60 calendar days
- Paid greater than 60 calendar days
- Total value of invoices paid

Value - 2015/16 Year-to-date						
	SA Health		Agencies (excluding SA Health)		Total	
<span style="color: blue;">■</span>	\$823,869,083.73	88.70%	\$ 3,805,712,300.95	96.69%	\$ 4,629,581,384.68	95.16%
<span style="color: orange;">■</span>	\$87,889,288.48	9.46%	\$ 105,279,288.83	2.67%	\$ 193,168,577.31	3.97%
<span style="color: red;">■</span>	\$17,030,759.27	1.83%	\$ 25,100,849.89	0.64%	\$ 42,131,609.16	0.87%
<b>Total</b>	<b>\$928,789,131.48</b>		<b>\$ 3,936,092,439.67</b>		<b>\$ 4,864,881,571.15</b>	